

How to use this menu



You must produce a homework project that includes research on a key individual from the Tudor period 1485-1603.

For example:

- Henry VIII
- Bloody Mary
- Lady Jane Grey
- Elizabeth I

The rules

- 1) You must complete a starter, main and dessert to complete your feast.
- 2) Choose your main course first. Then pick a starter and dessert.
- 3) Choose from three levels of task – you can ‘eat’ like a peasant, lord or king!
- 4) You must work on this homework meal deal each week.

Do not copy and paste information!

Banquet buffet



Don't fancy working on your own? Try these banquet buffet ideas instead! These feed groups of up to four!

- Write and perform a play inspired by this person. This dish begins with a beautifully presented script, followed up by a gut-busting performance with costume and props for your classmates!
- Plan and deliver an assembly on this person. Include a PowerPoint. Remember it must be informative and interesting.
- Create an in-depth revision guide, textbook or web page all about this person. Include key words, images, informative, quizzes and revision aids like acrostics.

Sources of information

- www.bbc.co.uk/bitesize/ks3/history/tudors_stuarts/
- www.historyonthenet.com/

A Tudor feast



Use the menu to select a **three course** Tudor banquet

Takeaway menu: A Tudor feast

Starter



- ❑ Create an interesting fact file about your person. This must include: 10 facts (in your own words!), an explanation why the 10 facts are interesting and an annotated image.



- ❑ Annotate a portrait of your person to explain what it tells us.
- ❑ Write three tweets of up to 140 characters which summarise your person. Use hashtags for key words.



- ❑ Create a key word dictionary. Include at least 10 key words and definitions linked to your person.

Meat key:

Peasant



Main



- ❑ Create a leaflet, guide book, double page revision guide or *Horrible Histories* mini guide which tells the reader all about your person. It must be informative and include images, key words and be in colour.



- ❑ Create a mini book for primary school children which tells them all about your person in a fun and engaging way. It must be informative and include images, key words and be in colour.
- ❑ Produce an informative classroom poster to help primary school children learn about this person. It must be informative and include images, key words and be in colour.



- ❑ Create an in-depth and detailed mind map which includes key words, descriptions, images and colour.
- ❑ Create a diary entry for your person. What is their life like?

Lord



Dessert



- ❑ Write a newspaper article about this person. Use descriptive writing. You should include facts and figures. Can you think of a catchy headline? You could include advertisements for Tudor products.



- ❑ Create a poem, rap, song or play to tell the audience about your person.
- ❑ Create a colourful comic strip or storyboard about your person.



- ❑ Make an in-depth profile of your person. It must be informative and include images, key words and be in colour.


King



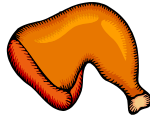
Tasks are graded for difficulty/challenge

Meat key:


Peasant = simple



Lord = challenge



King = ultimate



You could specify that students must complete at least one 'king' task, and one 'lord'.

Alternatively, target individual students based on their ability.
